



**CENTRAL COAST
FOOTBALL**

Association Cup 2026

RULES & REGULATIONS

Competition Details

The Association Cup will run from Friday 27th February to Sunday 15th March.

Semifinals being played 22nd March.

Grand Final being played 29th March.

Rules and Operational Procedures

- Games will be played on Friday evenings, Saturday & Sundays.
- Teams must be available to play all these days.
- No concessions will be made for teams that cannot field an appropriate number of players.

Semi Finals: *22nd March*

Grand Finals: *29th March*

Pools:



Registration

All players must be **registered and ACTIVE in MyCompApp as well as allocated to their respective team** to compete in the 2026 Association Cup.

Players will be unable to play if they are not an ACTIVE Registered player for the 2026 season or if they are not allocated to a team.

Team Registration through MyCompApp

Team registrations for the 2026 Association Cup will be managed through MyCompApp as per the steps set out below. Please note that players must be registered for the 2026 season in order to allocate them to the team.

Step 1 – Selecting Teams

All you have to do is allocate your Association Cup players to these teams. The names are outlined below.

Gender	Team Name	Max Number Allocated	Max Players on Sheet
Male	MPL First & Reserve Div 1 First & Reserve	Unlimited	16
Female	WPL WDIV1	Unlimited	16

Step 2 – Player Allocation MyCompApp

Please see Instruction Sheet “Adding Players to Team” below

Team Sheets

All teams will be allowed a maximum of 16 players on the MyCompApp Team Sheet throughout the tournament.

Location:

Pre-Season Cup games will be played at Plum Park and Budgewoi. All finals will be played at locations determined by CCF.

Washouts/Abandoned Matches:

If a match is washed out or abandoned (due to weather or any other circumstance) and cannot be completed, the result will be recorded as a **1–1 draw**.

If semi-finals are washed out – Central Coast Football will determine the rescheduling of matches.

Forfeits:

Teams that forfeit will be awarded zero points and a 3-0 score line will be recorded against the forfeiting team. CCF must be notified of any forfeits by 12:00PM Friday or 24hrs prior for a midweek match. If CCF is not notified by this time- the forfeiting team will be required to pay 100% of the referee’s fees for the match. The club will be invoiced for the forfeit by CCF. Clubs may incur additional fines at the discretion of CCF.

Referees:

Referees fees will be paid via Electronic Transfer. No Cash is required for the Pre-Season Cup.

Grade	Referee	Assistant 1	Assistant 2
Mens First	\$100	\$50	\$50
Mens Reserve	\$90	\$45	\$45
Womens	\$90	\$45	\$45

Game Times

The game times for the Pre-Season Cup will be 45 minutes each way for both the Men's and Women's competition.

There will be no time added on in Round Matches.

Injury time will be played for Semi Finals and Grand Finals Matches.

Interchange

The 2026 Association Cup will allow unlimited interchange for all matches including finals matches.

Match Balls

All teams are expected to provide two match balls each game.

Competition FormatMen's Competition Format

Teams have been placed in 2 pools. The competition will be a modified round robin format, with each team playing 3 games.

- Pool A will have 6 MPL teams & 4 Div 1 teams.
- Pool B will have 4 MPL teams & 4 Div 1 teams.

The finals series will consist of Semi Finals and a Final. The top 2 teams from each pool will go through to the semi-finals:

- Winner of Pool A will play the Runner up of Pool B
- Winner of Pool B will play the Runner up of Pool A
- Winner of these matches playing the grand final

The procedure for determining the order of teams will be the following:

1. Points
2. Goal Difference
3. Goals Scored
4. Playoff match

Women's Competition Format

Teams have been placed in 1 pool. The competition will be a modified round robin format, with each team playing 3 games.

The finals series will consist of Semi Finals and a Final. The top 4 teams will go through to the semi-finals:

- The team that finishes first on the table will play the 4th placed team & the 2nd placed team in the table will play the 3rd placed team.

The procedure for determining the order of teams will be the following:

1. Points
2. Goal Difference
3. Goals Scored
4. Playoff match

Finals

If the scores are even at fulltime in the semi or grand final then there will be 30 minutes of extra time, 15 minutes each way.

The golden goal rule will be enforced.

If scores are still even after extra time, then a penalty shootout will take place.

Judiciary

Current Suspended Players

Players who are suspended for a time period rather than matches for example: Suspended until 31st December 2026, will be ineligible to participate in any football activity, including Association Cup, until the suspension term is completed.

Suspensions received in the Winter Season/Final Series of 2025 count towards as serving the suspension in the Association Cup, these suspended players are **NOT** eligible to play in the Association Cup. Only players who received suspensions in MPL, DIV1 or WPL throughout the 2025 season are eligible to serve their match suspensions in the Association Cup (i.e. All age players are not eligible to serve suspensions in the 2025 Association Cup)

Offences in the Pre-Season Cup

Yellow Cards

Accumulation of yellow cards in the Association Cup that do not result in suspension **will not** be carried over into the 2026 Winter Season. However, if a player incurs three yellow cards, they will be suspended for the next match regardless of whether it is an Association Cup match or Winter Season Round. If this

suspension is unable to be served in the Association Cup, it will carry over into the first round of the 2025 Winter Season.

Suspensions

If a player incurs a suspension that exceeds the number of matches available in the Association Cup to serve this suspension, it will carry over to the subsequent rounds of the 2026 Winter Season.

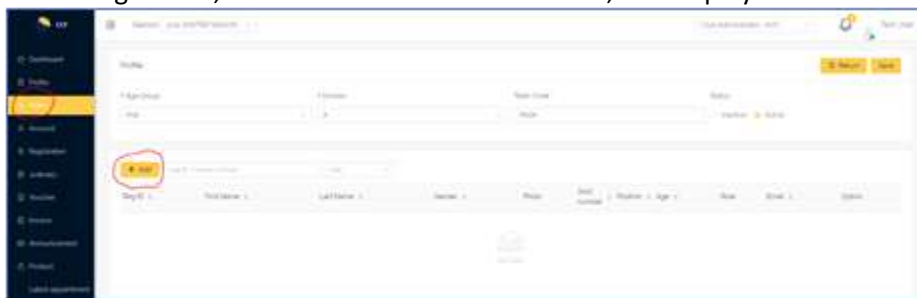
All other offences follow the Grievance and Disciplinary Regulations for Season 2026.

ADDING PLAYERS TO TEAMS:

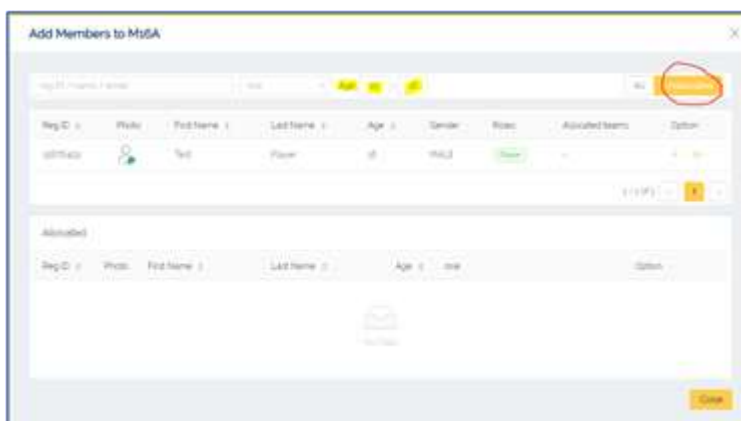
- a. From the left Menu, choose “Teams” and find the Team you want to add a player to from the list. Click on Edit (pencil icon) from the right:



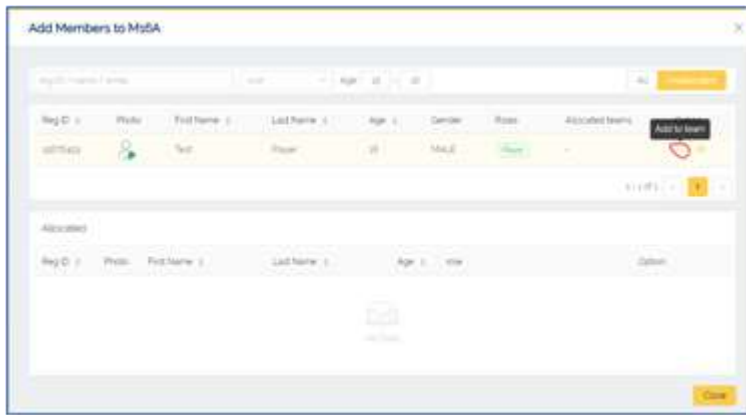
- b. From the resulting screen, click on “Add” in the middle left, to add players:



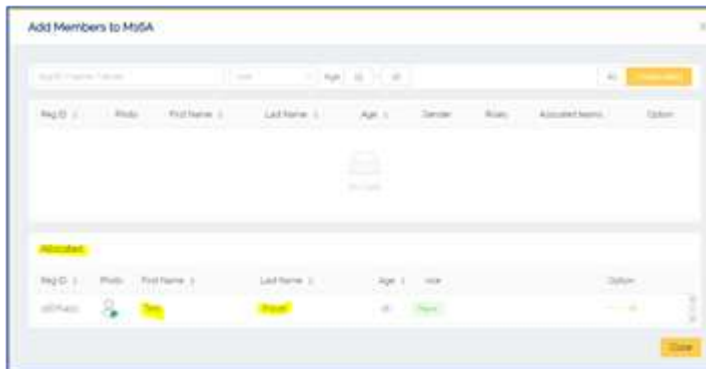
- c. The resulting screen allows you to filter players from the top fields, to make it easier to find them, to add them to the team:



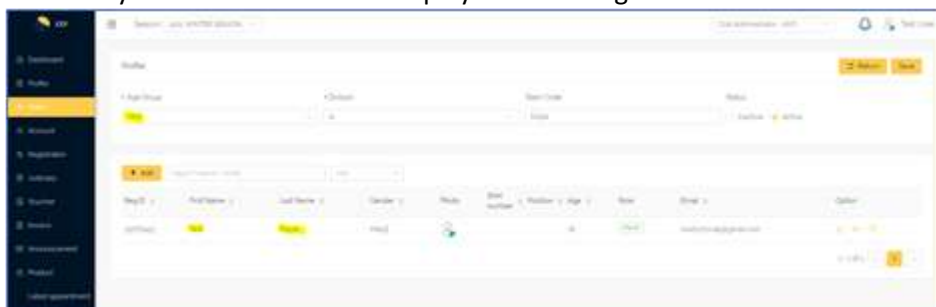
- d. Once the player you want to add to the team is found, choose the “+” icon at the right:



- e. Click “OK” to the confirmation prompt that you wish to add that player to the team. They should now show down in the “Allocated” area of the team:



- f. Click “Close” and you will now see that the player is showing in the list of the U16A team:



- g. Click on “Save” & then “Return” at the top right to go back to the main Teams list page. The team (U16A) will now show “1/0/0” under the “P/M/C” column. This is the “Players/Managers/Coaches” column, so it now shows the one Player and no Manager or Coach yet. This is a quick overview of the numbers and types currently allocated into each team:

