



CENTRAL COAST  
FOOTBALL

# 20 ANNUAL 25 REPORT





CENTRAL COAST  
FOOTBALL

# CONTENTS

**2025 OFFICE BEARERS**

**CEO REPORT**

**2025 STATISTICS**

**PREMIER COMPETITIONS REPORT**

**REFEREES REPORT**

**FINANCIAL REPORTS**

STATEMENT OF PROFIT AND LOSS

STATEMENT OF FINANCIAL POSITION

STATEMENT OF CHANGES IN EQUITY

STATEMENT OF CASH FLOWS

**COMPETITIONS TABLES**

**LEAGUE CHAMPIONS, PREMIERS AND RUNNERS UP**



CENTRAL COAST  
FOOTBALL

# OFFICE BEARERS

SEASON 2025

## STAFF

**Alex Burgin**  
CEO

**Lindy Peters**  
Competitions Manager

**Samuel Wolscher**  
Competitions Assistant

**Luke Dunkerley**  
Referee Administrator

**Stacey Campbell**  
Office Administrator

**Peter Preston**  
Coaching Development Manager

**Adam Blunden**  
Website and Digital Content  
Coordinator

**Lucie Horswell**  
Hospitality Manager

**Matt Page**  
Head Groundsman

**Dean Payne**  
Groundsman

## DIRECTORS

**Brett Scrine**  
Chairperson

**Brett Wright**

**Diane Fathers**

**Shane Knight**

**Geoff Eggleton**

**Darren Sprod** (Resigned 27 Oct 25')

**Gary Fish** (Resigned 11 Dec 24')

# CEO REPORT

SEASON 2025

## FOOTBALL ON THE COAST CONTINUES TO GROW, WITH RECORD PARTICIPATION AND STRONG COMMUNITY INVOLVEMENT.

2025 was a defining year for football across the Central Coast. Central Coast Football and our network of clubs, committees & volunteers together delivered 15,618 fixtures across winter and summer programs, supported by a total of 16,451 registered players. Female participation rose to 4,361 — the highest recorded — and remains firmly on track to reach the 5,000 target by 2026.

Referee development and retention continued to be a priority. 100% match coverage was achieved for the second straight year, reflecting the maturity of the referee pathway and the work of the Referees Council. The introduction of referee armbands for Under 18 match officials contributed to a noticeable reduction in reported abuse offences towards younger referees. CCF also delivered a successful Referee Appreciation Week in July, celebrating the contribution of more than 350 referees who enable football to take place every weekend.

Representative opportunities expanded with the continued growth of the North v South showcase, with Under 16 Boys and Under 16 Girls included for the first time. These matches have now become a valued highlight in the annual calendar.

At Plum Park, focus remained on maintaining the venue to an elite standard. This included the trial installation of the region's first hybrid goal box on Plum 2, aimed at improving durability in the highest-use areas. Maintenance programs at Plum continued year-round to ensure the playing and training environment remains one of the best community football venues in NSW.

A key strategic step forward was the signing of a Memorandum of Understanding with Central Coast Council, committing both parties to a coordinated approach to facility upgrades across priority football venues over the next five years. This shared planning framework ensures the sport is positioned to meet continued growth in participation and usage demand.

# CEO REPORT

SEASON 2025

The Scribal Men's and Women's Premier Leagues delivered highly competitive seasons, with close tables and several clubs pushing for honours throughout the year. The men's grand final reflected the physical, high-intensity nature of the league, with momentum swings and late defensive effort deciding the result.

The women's competition continued to develop in depth and quality, with younger players stepping confidently into senior roles and influencing key matches. New champions were crowned in both leagues, underscoring the balance and unpredictability across the region.

The standard of coaching, preparation and tactical organisation continues to rise, and these competitions remain central to club identity and community football culture on the Coast.

The season concluded with the Chairman's Dinner and CCF Awards Night, acknowledging outstanding service across refereeing, coaching, club leadership and player contribution. This event remains a valued tradition in recognising the people who build and sustain the game.

CCF acknowledges the contribution of its major community partner, Wyong Leagues Group, whose support enabled MiniRoos Coast Kick Packs for young players and helped strengthen development opportunities for our referee group.

The contribution of the CCF staff throughout 2025 deserves particular acknowledgement. The volume of competitions, development programs, venue operations and club support required steady coordination and a willingness to step in wherever needed.

Their commitment underpins the quality of the participant experience on the Coast and remains a core reason football continues to be a leading community organisation.

To the club committees, volunteers, coaches, managers and referees - thank you. Your commitment ensures football remains a defining part of life on the Central Coast.

# CEO REPORT

SEASON 2025

Looking ahead, two major priorities will shape the coming season. The transition to PlayFootball 2.0 will require steady coordination and clear communication with clubs and participants to ensure registrations, competition management and participant data move smoothly from the new system.

This presents both a challenge and an opportunity to simplify processes and improve the experience for club administrators and participants, while aligning with the Football Family.

The Women's Asian Cup being hosted in Australia in early 2026 provides a further moment to drive visibility and participation, particularly for girls and young women. CCF will focus on aligning programs, promotion and club engagement to make sure the Coast benefits from the momentum this tournament will bring.

Our sport enters 2026 with continued focus on participation growth, facilities planning and delivering the best possible football experience for the Coast community.

Alex Burgin

**CEO, Central Coast Football**




# STATISTICS

SEASON 2025

**16,459 PLAYERS**




**14,258 GAMES**



**336 REFEREES**  
**100% COVERAGE**



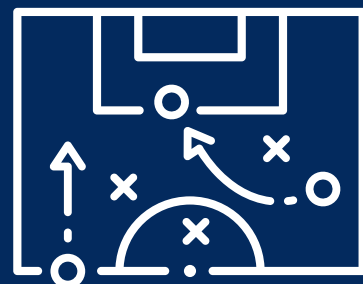
**4.1% PLAYER  
INCREASE**



**4357 YELLOWS**  
**508 RED CARDS**



**22 COACHING  
COURSES**



# PREMIER COMPETITIONS REPORT

SEASON 2025

## SCRIBAL PREMIER LEAGUES

The Women's Premier League grew from a seven-team competition to an eight-team league in 2025 as Southern & Ettalong reestablished themselves as a WPL side after a year's hiatus, as they were joined by 2024 Division 1 League Champions and Premiers, The Entrance Bateau Bay Football Club.

The 2025 WPL competition officially got underway on the first weekend of April, but we got a glimpse into how the season would play out in the Association Cup Grand Final with Killarney taking home the honours of winners with a 2-1 win over East Gosford.

From Round 1 of the winter season, it was evident that Killarney, with newly appointed head coach Sarah Hudson at the helm, were in for a spectacular year.

Killarney started their campaign with a 6-0 win over newly promoted Southern & Ettalong and carried that momentum throughout the whole season to claim the title of League Champions for just the second time in the club's history, finishing the year with a record of 20 wins, 1 draw and 0 losses.

Killarney carried their outstanding form into the 2025 Finals Series, where they were the first WPL team to claim a spot in the Grand Final after a penalty shootout victory over second-place East Gosford.

In their Preliminary Final meet with the Kincumber Roos, East Gosford would come out 3-0 victors after ninety minutes to cement their third straight Grand Final appearance.

In an extremely high-level Grand Final contest that showcased the quality of our Women's competition, it was the undefeated League Champions who shone the brightest on the grand stage, winning 3-0 to claim a treble of WPL trophies in 2025.

The 2025 Men's Premier League competition was a historic season as we saw three different clubs take home the three major honours of 2025.

Woongarra carried their league-winning form from 2024 into 2025, defeating Budgewoi 1-0 in the Association Cup Grand Final to claim their inaugural First Grade Association Cup title.

# PREMIER COMPETITIONS REPORT

SEASON 2025

## SCRIBAL PREMIER LEAGUES

Despite falling short in the Grand Final, Budgewoi took the league by storm in their second season back in the top-flight competition on the Coast.

Under the helm of head coach Haydn Appo, Budgewoi recorded their only loss of the winter season in Round 2 to Southern & Ettalong. Following that result, Budgewoi went on a 15-game winning streak to claim the title of 2025 MPL League Champions, a feat 17 years in the making for the prestigious club.

Three points behind first-placed Budgewoi was Southern & Ettalong, who also had an incredible year with a record of 15 wins, 1 draw, and 2 losses to sit three points behind the League Leaders on 47 points.

Matt Page's Lions would get the last laugh over Budgewoi, defeating them 1-0 in the Grand Final to be crowned the 2025 MPL Premiers, a first for the club since 1997.

2025 saw a new relegation/promotion system introduced, as First Place in the Men's Division 1 competition was guaranteed a spot in MPL the following year and would be replaced by the team who finished last in MPL.

Avoca's relegation fate would be sealed on the final day of the season as they made way for the undefeated Division 1 League Champions Umina, who return to the top-flight competition for the first time since 2010.

Four teams would then enter the 2025 Finals Series, all fighting for the remaining spot in the 2026 MPL competition. Wyoming, who finished their first year back in MPL in second last, would be joined by the three best Division 1 teams behind Umina.

This promotion play-off culminated in Wyoming meeting Gosford in the final game of the 2025 season. After an intense ninety minutes, Wyoming overcame their local rival 1-0 to keep their Premier League status for 2026.



# REFEREES REPORT

SEASON 2025

A great deal of thanks must go to Alex Burgin and Central Coast Board for their recognition of our services. The fact that we were able to give 100% coverage of CCF matches for 2025 was helped by their initiatives and approval of the incentives.

During 2025 we were responsible for 4707 matches and 16,000 players. We were fortunate to have 183 Seniors and 149 Juniors that took the field to cover those matches. The 2024 referee No. 170 Seniors and 154 Juniors. These 2024 figures include all registrations and don't reflect the actual number that took the field. Each year we have new referees that come and do the course, register and either, never take the field or only do 1 match. This makes our retention figures look worse than they are, and we decided to become more accurate from here.

The CCF staff were part of the success in ensuring that all matches had a referee and always helpful when asked. Luke Dunkerley put in long hours ensuring that appointments were kept and any dropouts were quickly covered. His commitment ensured that the 100% coverage was a reality which ensured benefits to all our members. The amount of time that Luke put into our referees in 2025, ensuring the 100% coverage was a testament to his abilities. He was never off the phone and always reachable for help or advice.

Danny Horstead was among our list of new members, and his service was invaluable. He was generous with his time with the Referees Development Programme spending Monday nights at Pluim Park with physical training, video presentations and discussions on previous performances. Danny was instrumental in putting together video nights for our Panel 1, 1A and the R.D.P. once a month as well as viewing video and writing assessments for the group.

His assessments were shared by the Education Panel and were a great teaching tool for us as they were full of good ideas and ways to improve for the assessed referees. Danny also took the time to take part in the Referees Council Meetings and the Seminars that followed, once a month. The result of his efforts was there for all to see during the Finals series.



# REFEREES REPORT

SEASON 2025

We ran several new referee classes early in the season, and another one in the middle of the year, and recruited 95 juniors (10 didn't take the field), and 34 seniors (2 didn't take the field). These, new referees, along with 2024 recruits were mentored by our volunteer coaches.

These people took the time to use on field visits, encouraging and guiding our newest members, and provide reports to help with their understanding of their job. There were 110 Assistant Referee reports and 70 Referee reports as well as informal reports and feedback to those responsible.

Coaches: Shane Duarte, Brad Dunstan, Lilian Hayes, Brayden McDonald, Con Pantos, Brad Sargent, John Shaw, Tiffany Sutton, Michael Tohme, Dylan Watson, Peter Townsend, and Wayne Young.

The season culminated in the Annual CCF Referee Awards, a celebration of the remarkable contributions and achievements of our referees, from juniors to the Premier League. Congratulations to all our 2025 award winners for their dedication and excellence both on and off the field.

Most Improved Female Referee - **Andie Chaseling**

Most Improved Male Referee - **Joshua Stewart**

Junior First Year Referee of the Year - **Louma Connolly-Desquenses**

Senior First Year Referee of the Year - **Taylor Jaggs**

Junior Referee of the Year - **Isaac Mathews**

Senior Referee of the Year - **Brad Campbell**

Assistant Referee of the Year - **Michael Tohme**

Premier League Referee of the Year - **Miles Allen-Scott**

Wayne Young Award: **Anthony Ryan**



CENTRAL COAST  
FOOTBALL

# FINANCIALS

## PROFIT AND LOSS

Central Coast Football  
Statement of profit or loss and other comprehensive income  
For the year ended 30 September 2025

	Note	2025 \$	2024 \$
<b>Revenue</b>			
Other income	4	4,775,829	4,283,703
Total revenue	5	<u>79,390</u>	<u>118,785</u>
<b>Expenses</b>		<u>4,855,219</u>	<u>4,402,488</u>
Cost of goods sold		(190,648)	(160,425)
Director's expenses		(14,400)	(14,400)
Depreciation and amortisation expenses	6	(305,798)	(300,469)
Employee benefits expense		(873,489)	(791,289)
Finances expenses	7	(10,314)	(2,377)
Affiliation fees		(979,609)	(960,483)
Competition expenses		(221,977)	(179,098)
Levy funded ground works		(171,481)	-
Grounds hire and contributions		(402,349)	(357,449)
Ground maintenance		(293,895)	(183,839)
Referee expenses		(658,496)	(557,780)
Cleaning expenses		(73,719)	(86,633)
Trophies, prizes and presentation expenses		(117,291)	(109,904)
Utilities expenses		(89,879)	(99,996)
Auditor remuneration	23	(22,200)	(21,500)
Repairs and maintenance expenses		(103,931)	(135,602)
Telephone and internet expenses		(43,973)	(45,956)
Insurance expense		(26,187)	(24,264)
Other expenses		(117,850)	(111,807)
Total expenses		<u>(4,717,486)</u>	<u>(4,143,271)</u>
<b>Surplus before income tax expense</b>		<u>137,733</u>	<u>259,217</u>
Income tax expense		-	-
<b>Surplus after income tax expense for the year</b>		<u>137,733</u>	<u>259,217</u>
<b>Other comprehensive income</b>	20		
<i>Items that will not be reclassified subsequently to profit or loss</i>			
Gain on the revaluation of land and buildings		<u>1,810,741</u>	-
Other comprehensive income for the year, net of tax		<u>1,810,741</u>	-
<b>Total comprehensive income for the year</b>		<u><u>1,948,474</u></u>	<u><u>259,217</u></u>

The above statement of profit or loss and other comprehensive income should be read in conjunction with the accompanying notes



CENTRAL COAST  
FOOTBALL

# FINANCIALS

## FINANCIAL POSITION

Central Coast Football  
Statement of financial position  
As at 30 September 2025

	Note	2025 \$	2024 \$
<b>Assets</b>			
<b>Current assets</b>			
Cash and cash equivalents	8	1,471,054	1,287,846
Trade and other receivables	9	29,089	60,242
Other assets	10	211,810	158,791
Total current assets		<u>1,711,953</u>	<u>1,506,879</u>
<b>Non-current assets</b>			
Property, plant and equipment	11	6,845,477	5,322,106
Intangibles	12	33,000	42,375
Total non-current assets		<u>6,878,477</u>	<u>5,364,481</u>
<b>Total assets</b>		<u>8,590,430</u>	<u>6,871,360</u>
<b>Liabilities</b>			
<b>Current liabilities</b>			
Trade and other payables	13	423,938	743,460
Borrowings	14	48,963	47,051
Provisions	15	92,696	68,412
Revenue in advance	16	288,494	192,762
Total current liabilities		<u>854,091</u>	<u>1,051,685</u>
<b>Non-current liabilities</b>			
Borrowings	17	99,293	128,011
Employee benefits	18	23,696	26,788
Total non-current liabilities		<u>122,989</u>	<u>154,799</u>
<b>Total liabilities</b>		<u>977,080</u>	<u>1,206,484</u>
<b>Net assets</b>		<u>7,613,350</u>	<u>5,664,876</u>
<b>Equity</b>			
Reserves	19	3,967,503	2,156,762
Retained surpluses	20	3,645,847	3,508,114
<b>Total equity</b>		<u>7,613,350</u>	<u>5,664,876</u>

The above statement of financial position should be read in conjunction with the accompanying notes



CENTRAL COAST  
FOOTBALL

# FINANCIALS

## CHANGES IN EQUITY

Central Coast Football  
Statement of changes in equity  
For the year ended 30 September 2025

	<b>Asset Revaluation Reserve \$</b>	<b>Retained surplus \$</b>	<b>Total equity \$</b>
Balance at 1 October 2023	2,156,762	3,248,897	5,405,659
Surplus after income tax expense for the year	-	259,217	259,217
Other comprehensive income for the year, net of tax	-	-	-
Total comprehensive income for the year	-	259,217	259,217
Balance at 30 September 2024	2,156,762	3,508,114	5,664,876
	<b>Asset Revaluation Reserve \$</b>	<b>Retained surplus \$</b>	<b>Total equity \$</b>
Balance at 1 October 2024	2,156,762	3,508,114	5,664,876
Surplus after income tax expense for the year	-	137,733	137,733
Other comprehensive income for the year, net of tax	1,810,741	-	1,810,741
Total comprehensive income for the year	1,810,741	137,733	1,948,474
Balance at 30 September 2025	3,967,503	3,645,847	7,613,350

*The above statement of changes in equity should be read in conjunction with the accompanying notes*



CENTRAL COAST  
FOOTBALL

# FINANCIALS

## CASH FLOWS

Central Coast Football  
Statement of cash flows  
For the year ended 30 September 2025

	Note	2025 \$	2024 \$
<b>Cash flows from operating activities</b>			
Receipts from customers(inclusive of GST)		5,362,707	4,650,523
Payments to suppliers (inclusive of GST)		(5,179,647)	(3,926,059)
		183,060	724,464
Interest received		46,321	45,956
Interest and other finance costs paid		(10,314)	(2,377)
Net cash from operating activities	21	219,067	768,043
<b>Cash flows from investing activities</b>			
Payments for property, plant and equipment	11	(9,053)	(435,923)
Proceeds from disposal of property, plant and equipment		-	65,032
Net cash used in investing activities		(9,053)	(370,891)
<b>Cash flows from financing activities</b>			
Proceeds from borrowings		27,615	204,992
Repayment of borrowings		(54,421)	(78,715)
Repayment of lease liabilities		-	(4,226)
Net cash from/(used in) financing activities		(26,806)	122,051
Net increase in cash and cash equivalents		183,208	519,203
Cash and cash equivalents at the beginning of the financial year		1,287,846	768,643
Cash and cash equivalents at the end of the financial year		1,471,054	1,287,846
	8		

*The above statement of cash flows should be read in conjunction with the accompanying notes*



CENTRAL COAST  
FOOTBALL

# TABLES

SEASON 2025

U12A							
	Team	W	D	L	GF	GA	AVG PTS
1	ENT	15	2	1	77	12	2.6
2	UMI	12	0	5	49	23	2.1
3	TER	11	5	2	48	17	2.1
4	KIN	11	1	5	50	21	2
5	SEU	8	2	7	20	32	1.5
6	BER	7	2	7	33	37	1.4
7	EGO	7	2	8	39	44	1.4
8	KAR	3	0	15	18	65	0.5
9	KDS	1	3	13	8	45	0.4
10	OUR	1	3	13	14	60	0.4

U12BS							
	Team	W	D	L	GF	GA	AVG
1	TER-1	12	2	2	42	11	2.4
2	WMG	12	1	4	52	16	2.2
3	KIN	10	2	3	29	12	2.1
4	ENT	11	3	3	41	21	2.1
5	EGO	7	2	7	37	30	1.4
6	UMI	7	2	8	26	23	1.4
7	GOS-2	4	6	6	19	28	1.1
8	AVO	3	4	10	26	44	0.8
9	GOS-1	3	1	12	12	52	0.6
10	TER-2	1	1	15	9	56	0.2

U12BN							
	Team	W	D	L	GF	GA	AVG
1	BUD-1	16	0	1	55	6	2.8
2	TOU	10	2	4	43	14	2
3	WGA	10	1	6	44	26	1.8
4	KAN	8	3	7	42	34	1.5
5	BER	6	4	6	27	42	1.4
6	WYG	6	3	7	30	38	1.3
7	KDS	3	1	12	23	46	0.6
8	BUD-2	0	0	16	7	65	0

U12C							
	Team	W	D	L	GF	GA	AVG
1	CCGS	13	3	0	62	7	2.6
2	KDS	11	4	1	58	4	2.3
3	KIN	11	3	2	67	24	2.3
4	WOY	11	2	3	39	14	2.2
5	EGO	7	3	5	40	18	1.6
6	SEU	6	2	7	41	32	1.3
7	KAN	6	4	7	33	30	1.3
8	DOY	4	6	5	26	16	1.2
9	TOU	4	2	8	28	54	0.9
10	TER	2	4	7	13	39	0.7
11	BER	2	3	11	24	81	0.6
12	ENT	2	2	10	17	70	0.5
13	WGA	2	2	9	19	78	0.5



CENTRAL COAST  
FOOTBALL

# TABLES

SEASON 2025

U12D							
	Team	W	D	L	GF	GA	AVG
1	KAR	17	0	1	86	12	2.8
2	UMI	13	0	4	70	22	2.3
3	WMG	10	2	4	70	21	2
4	OUR	11	1	5	68	37	2
5	BUD	6	4	7	23	18	1.3
6	KIN	6	0	9	26	56	1.2
7	KAN	5	4	7	25	31	1.2
8	WYG	4	2	10	21	49	0.9
9	EGO	4	1	12	24	81	0.8
10	DOY	0	0	16	4	90	0

U13A							
	Team	W	D	L	GF	GA	AVG
1	ENT	14	2	1	96	17	2.6
2	UMI	14	1	2	75	18	2.5
3	TER-1	10	3	3	54	20	2.1
4	WMG	10	3	3	38	24	2.1
5	WYG	10	2	6	44	34	1.8
6	EGO	6	1	10	23	52	1.1
7	BUD	4	4	9	25	51	0.9
8	TER-2	2	1	13	6	59	0.4
9	KIN	1	3	12	15	43	0.4
10	KDS	1	2	13	14	72	0.3

U13B							
	Team	W	D	L	GF	GA	AVG
1	UMI	13	4	0	62	9	2.5
2	TER-1	12	5	0	56	11	2.4
3	EGO	11	2	3	37	21	2.2
4	TER-3	6	10	0	27	12	1.8
5	BER	7	4	5	40	24	1.6
6	SEU	6	3	8	35	48	1.2
7	WGA	3	5	9	28	41	0.8
8	TER-2	3	3	10	16	39	0.8
9	GOS	1	2	14	14	72	0.3
10	AVO	0	4	13	11	49	0.2

U13C							
	Team	W	D	L	GF	GA	AVG
1	KAN	14	3	0	61	11	2.6
2	WMG	10	5	3	46	33	1.9
3	KAR	8	4	5	61	54	1.6
4	KDS	9	1	7	40	46	1.6
5	TOU	7	2	8	48	48	1.4
6	KIN-2	5	5	6	39	40	1.3
7	OUR	6	4	8	32	41	1.2
8	UMI	3	4	10	26	46	0.8
9	GWA	3	2	10	24	40	0.7
10	KIN-1	3	2	10	18	36	0.7

U13D							
	Team	W	D	L	GF	GA	AVG
1	BUD	14	3	0	52	16	2.6
2	EGO	13	3	0	47	12	2.6
3	ENT	10	4	4	71	34	1.9
4	TER	7	3	7	40	32	1.4
5	DOY	5	3	8	26	24	1.1
6	GOS	5	3	8	47	48	1.1
7	GWA	4	4	9	26	49	0.9
8	WYG	4	3	9	26	49	0.9
9	BER	2	8	8	21	30	0.8
10	WMG	2	2	13	23	85	0.5

U14A							
	Team	W	D	L	GF	GA	AVG
1	TER	16	0	1	52	10	2.8
2	ENT	12	2	2	53	15	2.4
3	UMI	6	4	6	28	27	1.4
4	EGO	6	4	6	28	32	1.4
5	SEU	6	3	7	27	39	1.3
6	KIN	5	3	8	17	37	1.1
7	KAN	4	3	10	28	38	0.9
8	AVO	0	1	14	9	44	0.1



# TABLES

## SEASON 2025

U14B							
	Team	W	D	L	GF	GA	AVG
1	GOS	13	2	1	79	17	2.6
2	EGO-1	12	1	3	74	24	2.3
3	WYG	10	2	4	46	26	2
4	BER	8	5	3	40	25	1.8
5	OUR	7	4	5	45	28	1.6
6	KDS	6	4	5	42	28	1.5
7	KIN	4	3	8	22	47	1
8	EGO-2	3	3	10	29	50	0.8
9	TER	4	0	12	27	61	0.8
10	WOY	0	0	16	2	100	0

U15A							
	Team	W	D	L	GF	GA	AVG
1	KIN	10	2	1	45	5	2.5
2	EGO	5	6	4	23	24	1.4
3	GOS	5	5	5	26	26	1.3
4	TER	4	5	4	21	22	1.3
5	AVO	0	4	10	9	47	0.3

U15B							
	Team	W	D	L	GF	GA	AVG
1	BER	14	1	1	70	15	2.7
2	KAN	11	1	5	52	25	2
3	KAR	6	8	2	42	29	1.6
4	KIN	6	2	7	21	30	1.3
5	WGA	6	3	7	32	32	1.3
6	OUR	5	1	9	28	46	1
7	UMI	4	3	9	33	63	0.9
8	WMG	2	1	13	10	48	0.4

U14C							
	Team	W	D	L	GF	GA	AVG
1	BUD	12	0	1	56	12	2.8
2	KAN	8	3	2	32	12	2.1
3	GWA	7	1	3	33	13	2
4	DOY	6	3	3	26	19	1.8
5	KIN	4	2	5	24	21	1.3
6	UMI	3	2	8	17	45	0.8
7	ENT	3	0	10	15	45	0.7
8	EGO	0	1	11	10	46	0.1

U14D							
	Team	W	D	L	GF	GA	AVG
1	TOU	13	2	1	58	15	2.6
2	BER	9	1	6	37	15	1.8
3	GOS	8	2	6	21	28	1.6
4	OUR	5	4	7	24	25	1.2
5	AVO	2	6	8	17	40	0.8
6	KAN	2	3	11	14	48	0.6

U15C							
	Team	W	D	L	GF	GA	AVG
1	BUD	17	0	0	86	5	3
2	KIN-1	11	0	4	57	15	2.2
3	KIN-2	9	2	5	44	20	1.8
4	ENT	8	2	6	36	42	1.6
5	TER	6	1	8	25	37	1.3
6	GOS	6	1	9	48	45	1.2
7	TOU	4	0	12	22	57	0.8
8	KAR	0	0	16	16	113	0

U15D							
	Team	W	D	L	GF	GA	AVG
1	KAN	14	0	2	68	23	2.6
2	BER-1	12	1	3	84	14	2.3
3	WYG	9	1	6	71	34	1.8
4	UMI	7	0	9	37	59	1.3
5	DOY	5	0	10	32	66	0.9
6	BER-2	0	0	16	13	109	0



CENTRAL COAST  
FOOTBALL

# TABLES

SEASON 2025

U16A							
	Team	W	D	L	GF	GA	AVG
1	ENT	15	0	1	61	5	2.8
2	EGO-1	12	0	4	44	17	2.3
3	AVO	8	2	6	26	25	1.6
4	UMI	6	3	7	28	26	1.3
5	KDS	2	3	11	15	48	0.6
6	EGO-2	0	2	13	8	61	0.1

U16C							
	Team	W	D	L	GF	GA	AVG
1	TER-1	12	3	1	45	12	2.4
2	AVO	9	5	2	42	18	2
3	TER-2	7	2	7	27	25	1.4
4	WMG	7	2	7	29	35	1.4
5	BUD	6	4	6	31	25	1.4
6	KIN	6	3	7	31	20	1.3
7	WYG	4	0	12	28	61	0.8
8	DOY	2	3	11	13	50	0.6

W12BN							
	Team	W	D	L	GF	GA	AVG
1	KAN-1	16	2	0	73	8	2.8
2	KAN-2	11	3	4	45	20	2
3	WYG-1	10	2	5	39	23	1.9
4	BUD	9	4	5	39	19	1.7
5	CCGS	10	1	6	52	37	1.7
6	OUR	5	0	13	24	48	0.8
7	KDS	3	0	14	9	66	0.5
8	WYG-2	1	0	17	9	69	0.2

U16B							
	Team	W	D	L	GF	GA	AVG
1	KIN	14	2	0	37	6	2.8
2	TER	13	1	2	55	8	2.5
3	GOS	9	1	6	61	15	1.8
4	KDS	3	2	11	16	58	0.7
5	WOY	2	3	11	17	49	0.6
6	EGO	1	3	12	9	59	0.4

W12A							
	Team	W	D	L	GF	GA	AVG
1	KDS	12	5	1	37	11	2.3
2	ENT	7	5	5	18	20	1.5
3	KIN	6	5	6	19	13	1.4
4	GOS	4	7	6	11	22	1.1
5	TER	4	4	9	19	29	0.9
6	WMG	4	4	10	18	27	0.9

W12BS							
	Team	W	D	L	GF	GA	AVG
1	OUR	16	2	0	59	5	2.8
2	UMI	13	1	3	106	16	2.4
3	AVO	10	1	6	36	22	1.8
4	SEU	8	3	7	47	54	1.5
5	KAR	7	4	7	41	26	1.4
6	TER	6	4	7	45	41	1.3
7	EGO	2	1	14	30	61	0.4
8	WMG	0	0	17	5	144	0



# TABLES

SEASON 2025

W14A							
	Team	W	D	L	GF	GA	AVG
1	KIN-1	14	4	0	53	5	2.6
2	OUR	13	1	4	51	23	2.2
3	TER-1	10	6	1	35	6	2.1
4	EGO	9	4	5	27	24	1.7
5	KAN	7	4	6	27	23	1.5
6	GOS	8	1	8	26	35	1.5
7	KIN-2	6	3	9	20	31	1.2
8	SEU	4	1	12	25	43	0.7
9	UMI	3	0	15	9	39	0.5
10	KDS	1	2	14	11	55	0.3

W14BN							
	Team	W	D	L	GF	GA	AVG
1	TER-2	13	3	1	75	5	2.5
2	KIN	12	4	1	57	13	2.4
3	KDS	12	3	2	61	19	2.3
4	KAN	8	1	9	33	47	1.4
5	AVO	6	5	6	35	16	1.4
6	BUD	6	1	10	29	48	1.1
7	TER-1	2	2	14	6	51	0.4
8	GOS	0	1	15	4	101	0.1

W18A							
	Team	W	D	L	GF	GA	AVG
1	KIN-1	15	1	1	72	2	2.7
2	KDS	11	1	5	63	14	2
3	UMI	11	1	5	34	16	2
4	BUD	9	4	4	29	11	1.8
5	TER	8	2	6	39	27	1.5
6	EGO	5	0	12	17	41	0.9
7	AVO	4	1	11	18	45	0.8
8	KIN-2	0	0	13	2	118	0

W14BS							
	Team	W	D	L	GF	GA	PTS
1	KIN-1	14	4	0	52	8	46
2	WMG	14	2	2	49	10	44
3	EGO	10	3	5	49	26	33
4	AVO	10	2	6	44	34	32
5	OUR	8	2	8	30	28	26
6	KIN-2	4	1	12	18	50	13
7	SEU	2	5	11	11	34	11
8	GOS	0	1	17	14	77	1

W16A							
	Team	W	D	L	GF	GA	AVG
1	EGO	13	2	0	74	5	2.9
2	TER-1	12	1	2	65	10	2.5
3	SEU	7	3	6	26	32	1.6
4	KAN	5	2	8	24	51	1.3
5	TER-2	5	3	6	14	37	1
6	BUD	4	0	11	17	37	0.8
7	KIN	1	1	12	7	57	0.5

W16B							
	Team	W	D	L	GF	GA	AVG
1	UMI	16	1	0	61	6	2.9
2	KAR	12	3	2	56	28	2.3
3	GWA	8	4	5	47	36	1.6
4	GOS	7	2	7	35	34	1.4
5	WGA	6	6	5	25	24	1.4
6	WMG	3	2	11	24	57	0.6
7	TER	2	2	12	17	48	0.5
8	EGO	2	2	13	21	53	0.5



# TABLES

SEASON 2025

M18A							
	Team	W	D	L	GF	GA	AVG
1	KIN	12	2	3	49	10	2.2
2	UMI	11	2	4	44	18	2.1
3	WMG	11	2	4	44	30	2.1
4	TER	11	1	5	40	17	2
5	TER	10	4	3	41	23	2
6	KDS	3	3	11	21	43	0.7
7	BUD	3	0	13	13	57	0.5
8	OUR	0	0	17	9	63	0

M18C							
	Team	W	D	L	GF	GA	AVG
1	KAN	15	1	1	58	12	2.7
2	TOU	12	2	3	52	23	2.2
3	TER	8	3	5	32	32	1.7
4	KAR	8	3	6	33	23	1.6
5	EGO	7	0	9	30	18	1.3
6	WGA	6	2	9	26	36	1.2
7	KIN	3	3	9	14	48	0.7
8	WYG	1	0	16	12	65	0.2

MAA1							
	Team	W	D	L	GF	GA	AVG
1	KDS	13	3	1	71	12	2.5
2	EGO-1	12	6	0	61	12	2.3
3	EGO-2	11	1	5	60	27	2
4	BWT	4	4	10	18	36	0.9
5	UMI	3	1	11	19	74	0.6
6	KAN	0	5	10	7	75	0.3

M18B							
	Team	W	D	L	GF	GA	AVG
1	BER	11	0	4	56	18	2.2
2	AVO	10	2	3	39	22	2.1
3	SEU	9	2	5	40	32	1.8
4	WGA	9	0	6	26	25	1.8
5	EGO	7	4	4	54	22	1.7
6	EGO	6	3	5	32	21	1.5
7	KIN	5	1	8	15	22	1.1
8	GOS	1	3	11	11	42	0.4
9	ENT	1	1	13	9	78	0.3

M18D							
	Team	W	D	L	GF	GA	AVG
1	WOY	14	2	1	68	21	2.6
2	BER	10	3	4	62	41	1.9
3	EGO	9	2	6	44	38	1.7
4	GWA	8	3	6	49	27	1.6
5	SEU	3	1	12	14	60	0.6
6	OUR	1	1	14	22	72	0.2

MAA2							
	Team	W	D	L	GF	GA	PTS
1	KIN	13	2	3	67	22	41
2	EGO	10	3	5	28	17	33
3	KDS	7	4	7	30	38	25
4	OUR	8	1	9	26	35	25
5	TER	7	3	8	33	35	24
6	BWT	7	3	8	33	35	24
7	BUD	7	2	9	33	37	23



CENTRAL COAST  
FOOTBALL

# TABLES

SEASON 2025

MAA3							
	Team	W	D	L	GF	GA	PTS
1	ENT	12	2	4	44	24	38
2	BWT-2	12	1	5	44	19	37
3	EGO	11	3	4	50	23	36
4	KIN	9	3	6	27	26	30
5	KAR	8	3	7	29	29	27
6	KAN	6	0	12	33	45	18
7	AVO	6	0	12	19	43	18
8	BWT-1	2	0	15	21	58	6

MAA4							
	Team	W	D	L	GF	GA	PTS
1	WYG	12	3	3	63	31	39
2	BUD	9	3	6	33	21	30
3	TOU	9	3	6	37	28	30
4	BER	7	4	7	39	41	25
5	BWT	7	1	10	33	41	22
6	WGA	6	4	8	26	37	22
7	EGO	6	6	5	50	40	21
8	SEU	3	2	13	27	69	11

MAA5							
	Team	W	D	L	GF	GA	PTS
1	OUR	15	0	3	53	17	45
2	BWT	14	2	2	53	10	44
3	EGO	12	2	4	47	18	38
4	GWA	12	1	5	42	17	37
5	KAR	6	1	9	31	42	19
6	BUD	6	0	11	22	55	18
7	AVO	2	0	15	15	52	6
8	KAN	2	0	13	10	62	6

MAA6							
	Team	W	D	L	GF	GA	PTS
1	BUD	14	3	1	69	19	45
2	KAN	10	5	3	46	20	35
3	UMI-2	11	4	3	57	29	34
4	TOU	9	4	5	40	29	31
5	EGO	9	0	9	31	33	27
6	SEU	6	5	6	30	26	23
7	UMI-1	5	3	4	37	46	18
8	BER	3	4	11	24	58	16
9	WMG	3	6	9	23	53	15
10	KDS	2	2	13	28	75	8

MAA7							
	Team	W	D	L	GF	GA	AVG
1	OUR-1	12	4	1	71	27	2.4
2	DOY	12	3	3	67	20	2.2
3	BUD-2	11	2	4	52	23	2.1
4	OUR-2	10	4	3	47	27	2
5	EGO-2	9	2	7	49	34	1.6
6	UMI	6	2	9	39	45	1.1
7	GOS	6	0	10	36	43	1.1
8	BUD-1	4	1	13	25	69	0.7
9	TOU	5	2	10	22	38	0.6
10	EGO-1	3	0	14	24	106	0.5

MAA8							
	Team	W	D	L	GF	GA	AVG
1	BUD	12	2	3	71	25	2.3
2	BWT	11	2	3	56	32	2.2
3	GWA	11	2	3	45	22	2.2
4	BER	9	2	5	47	29	1.8
5	WYG	6	5	6	32	26	1.4
6	ENT	5	1	8	22	47	1
7	GOS	3	5	7	33	57	0.9
8	EGO	3	3	4	14	54	0.6
9	KIN	2	2	12	25	53	0.5



# TABLES

SEASON 2025

MAA9							
	Team	W	D	L	GF	GA	AVG
1	EGO-1	14	1	2	70	20	2.5
2	BUD	14	1	2	70	27	2.2
3	AVO	11	2	4	60	26	2.1
4	EGO-2	6	4	6	27	43	1.3
5	TOU	5	4	8	36	47	1.1
6	GOS	4	3	10	23	48	0.7
7	OUR	4	0	13	27	63	0.7
8	MTN	2	3	13	21	60	0.5

WAA1							
	Team	W	D	L	GF	GA	AVG
1	KDS	16	1	1	52	8	2.7
2	TER	9	3	6	24	14	1.7
3	BER	8	5	5	29	15	1.6
4	EGO	5	5	7	19	27	1.2
5	WMG	2	4	9	15	53	0.6
6	ENT	2	4	12	8	30	0.6

WAA3							
	Team	W	D	L	GF	GA	AVG
1	KAR	17	1	0	68	14	2.9
2	GOS	12	3	3	51	18	2.2
3	BUD	9	3	5	35	21	1.8
4	BWT	8	4	6	25	21	1.6
5	BER	7	4	7	31	29	1.4
6	UMI	6	6	6	27	30	1.3
7	DOY	6	2	10	26	28	1.1
8	WYG	4	5	9	20	46	0.9
9	EGO	2	4	11	9	46	0.6
10	ENT	1	2	15	17	56	0.3

MAA10							
	Team	W	D	L	GF	GA	PTS
1	BUD	15	2	1	80	27	47
2	BER	13	2	3	81	24	41
3	DOY	7	5	6	54	41	26
4	KAR	7	2	8	47	56	23
5	WYG	4	2	12	34	84	14
6	UMI	1	1	13	17	81	4

WAA2							
	Team	W	D	L	GF	GA	AVG
1	EGO	16	0	0	61	4	3
2	SEU	12	0	4	40	14	2.3
3	ENT	10	2	4	35	19	2
4	TOU	10	1	5	44	18	1.9
5	DOY	6	1	9	24	31	1.2
6	BER	5	2	8	15	25	1.1
7	AVO-2	3	3	10	22	32	0.8
8	AVO-1	3	3	9	14	51	0.8
9	GOS	0	2	14	3	64	0.1

WAA4							
	Team	W	D	L	GF	GA	AVG
1	SEU-2	12	0	4	46	19	2.3
2	KIN	10	1	3	41	9	2.2
3	OUR-2	9	5	1	47	13	2.1
4	UMI	8	1	7	44	30	1.6
5	OUR-1	6	3	5	28	27	1.5
6	BER	5	4	5	27	35	1.4
7	MTN	4	3	8	16	31	1
8	ENT	2	6	8	20	40	0.8
9	SEU-1	0	1	12	6	71	0.1



# TABLES

## SEASON 2025

WAA5							
	Team	W	D	L	GF	GA	AVG
1	KDS	16	1	1	52	5	49
2	WMG	13	2	3	52	23	41
3	WYG-1	12	2	4	65	24	38
4	MTN	9	6	3	60	25	33
5	KAN	5	11	2	18	14	26
6	UMI-2	7	3	8	28	30	24
7	TER	6	5	7	30	24	23
8	UMI-1	6	4	7	28	31	22
9	EGO	5	3	10	35	51	18
10	GOS	3	5	10	27	39	14
11	DOY	3	4	10	24	48	13
12	WYG-2	0	0	18	8	113	0

M35B							
	Team	W	D	L	GF	GA	AVG
1	SEU	10	3	4	37	19	1.9
2	KIN	9	1	6	35	20	1.8
3	UMI	8	4	4	29	27	1.8
4	TOU	9	1	7	38	24	1.6
5	WMG	8	4	5	27	19	1.6
6	OUR	6	3	8	24	25	1.2
7	KAN	5	4	8	21	28	1.1
8	TER	1	2	13	15	64	0.3

WAA6							
	Team	W	D	L	GF	GA	AVG
1	KIN	12	2	4	40	13	2.1
2	OUR	9	4	4	20	16	1.8
3	TOU	8	3	7	32	20	1.5
4	DOY	7	4	7	16	14	1.4
5	EGO	4	3	11	16	38	0.8
6	BWT	4	2	10	14	37	0.8

M35A							
	Team	W	D	L	GF	GA	AVG
1	SEU	13	2	1	61	16	2.6
2	BER-1	14	1	2	69	12	2.5
3	KDS	9	1	7	37	29	1.6
4	UMI	8	0	9	28	40	1.4
5	TER	7	1	9	30	35	1.3
6	BER-2	5	2	10	20	35	1
7	KIN	5	0	11	18	47	0.9
8	GOS	2	1	14	20	69	0.4

M35C							
	Team	W	D	L	GF	GA	AVG
1	AVO	12	3	2	53	18	2.3
2	KIN	12	2	3	46	28	2.2
3	BUD	12	1	4	50	19	2.2
4	ENT	11	2	5	63	21	1.9
5	EGO	11	2	5	53	27	1.9
6	GWA	8	1	8	23	29	1.5
7	KDS	7	1	8	44	49	1.3
8	BWT	2	2	12	25	58	0.5
9	BER	1	4	12	23	56	0.4
10	SEU	0	2	15	12	87	0.1



# TABLES

SEASON 2025

M35D							
	Team	W	D	L	GF	GA	AVG
1	DOY	15	1	0	56	10	2.9
2	SEU	14	1	1	51	11	2.7
3	BWT-2	9	4	3	43	29	1.9
4	BER-1	9	3	4	41	28	1.9
5	BUD-2	9	1	7	52	37	1.6
6	TER-1	7	3	6	35	30	1.5
7	KDS	7	3	5	41	40	1.5
8	GWA	6	5	6	29	28	1.4
9	BER-2	7	0	9	32	40	1.3
10	UMI	6	2	8	31	28	1.3
11	TER-2	4	8	2	26	30	1.3
12	WYG-1	6	2	8	30	40	1.3
13	BUD-1	6	3	6	28	41	1.2
14	WYG-2	5	2	9	37	42	1.1
15	KIN	5	1	9	16	45	0.9
16	TOU	4	3	9	24	36	0.9
17	EGO	4	1	11	24	50	0.8
18	BWT	0	3	12	16	47	0.2

W35B							
	Team	W	D	L	GF	GA	PTS
1	OUR-1	11	2	0	39	8	2.7
2	AVO	8	2	3	29	10	2
3	OUR-2	8	1	4	32	11	1.9
4	MTN	7	1	5	27	21	1.7
5	GOS	6	3	4	27	16	1.6
6	DOY	3	0	10	13	23	0.7
7	BER	2	2	9	23	32	0.6
8	WYG	1	1	11	13	82	0.3

M35E							
	Team	W	D	L	GF	GA	AVG
1	ENT	13	3	2	51	14	2.3
2	KAN	10	6	1	45	22	2.1
3	KDS	10	4	3	49	27	2
4	MTN	8	5	5	31	26	1.6
5	GOS	6	4	7	25	39	1.3
6	WMG	4	3	9	25	36	0.9
7	WYG	3	2	11	17	43	0.6
8	DOY	0	5	13	14	50	0.3

W35A							
	Team	W	D	L	GF	GA	AVG
1	KAR-1	13	1	0	52	6	2.9
2	ENT	11	1	2	37	13	2.4
3	TOU	7	2	5	31	22	1.6
4	KAR-2	6	0	8	30	28	1.3
5	BWT	1	2	11	5	40	0.4
6	BUD	1	0	12	7	53	0.2

M45A							
	Team	W	D	L	GF	GA	AVG
1	OUR	13	1	3	72	9	2.4
2	SEU	12	4	1	58	23	2.4
3	WMG	10	3	4	53	33	1.8
4	KAR	9	3	6	41	28	1.7
5	BWT	8	4	5	56	26	1.6
6	AVO-1	4	3	10	22	55	0.9
7	AVO-2	1	2	13	18	76	0.3
8	WOY	1	2	14	20	90	0.3



# TABLES

SEASON 2025

M45B							
	Team	W	D	L	GF	GA	AVG
1	OUR	14	3	0	44	16	2.6
2	KDS	13	1	3	60	25	2.4
3	TER	11	3	3	48	21	2.1
4	UMI-1	10	4	3	55	22	2
5	AVO	10	2	5	37	29	1.9
6	BWT-1	8	2	7	47	37	1.5
7	EGO	8	2	7	30	34	1.5
8	GOS	4	1	12	31	46	0.8
9	BUD	3	4	9	25	49	0.8
10	BWT-2	3	3	11	36	52	0.7
11	UMI-2	2	4	9	15	40	0.6
12	KIN	1	1	15	15	72	0.2

M45 Golden							
	Team	W	D	L	GF	GA	AVG
1	KDS	13	1	2	68	20	2.5
2	GOS	12	1	2	50	12	2.5
3	DOY	9	3	3	44	17	2
4	WOY	9	1	5	39	29	1.9
5	EGO	8	2	5	42	28	1.7
6	KIN	4	1	10	19	42	0.9
7	BWT	3	2	10	19	48	0.7
8	AVO	3	1	10	24	43	0.7
9	OUR	0	2	12	13	79	0.1

M45C							
	Team	W	D	L	GF	GA	AVG
1	WMG	16	1	0	66	16	2.9
2	TOU	10	3	4	47	38	1.9
3	SEU	8	5	4	31	22	1.7
4	ENT	8	1	7	41	42	1.4
5	OUR	4	4	9	26	41	0.9
6	WYG	4	4	10	31	44	0.9
7	KAR	3	5	8	30	47	0.8
8	KDS	3	3	11	27	49	0.7

Women's Division 1							
	Team	W	D	L	GF	GA	PTS
1	AVO	16	2	2	56	17	50
2	OUR	12	1	7	53	35	37
3	GOS	9	0	11	32	32	27
4	WOY	9	0	10	35	50	27
5	DOY	6	2	12	28	45	20
6	WGA	5	1	14	26	51	16

Men's Division 1 Reserve Grade							
	Team	W	D	L	GF	GA	PTS
1	UMI	18	3	0	91	11	57
2	GOS	15	4	2	67	20	49
3	KIN	13	2	6	61	32	41
4	TOU	10	2	9	50	32	32
5	DOY	9	3	9	47	34	30
6	KAR	6	1	13	28	48	19
7	ENT	3	3	15	22	75	12
8	WOY	1	0	19	13	127	3



# TABLES

SEASON 2025

Men's Division 1 First Grade							
	Team	W	D	L	GF	GA	PTS
1	UMI	21	0	0	0	121	17
2	DOY	12	0	9	9	46	44
3	GOS	11	2	8	8	50	39
4	WOY	8	2	11	11	49	57
5	TOU	8	1	12	12	38	58
6	KIN	7	2	12	12	22	45
7	KAR	6	4	11	11	23	45
8	ENT	3	5	13	13	25	69

U23's							
	Team	W	D	L	GF	GA	PTS
1	TER	12	0	0	56	8	36
2	KDS	9	0	3	29	16	27
3	SEU	9	0	3	25	17	27
4	WGA	8	2	2	32	11	26
5	KAN	7	2	3	32	16	23
6	OUR	7	1	4	27	16	22
7	BUD	4	3	5	20	24	15
8	AVO	4	1	7	20	27	13
9	UMI	2	4	6	16	24	10
10	BER	3	1	8	19	28	10
11	KIN	2	1	9	16	37	7
12	WMG	2	1	9	12	37	7
13	GOS	1	0	10	7	50	3

Men's Premier League Reserve Grade							
	Team	W	D	L	GF	GA	PTS
1	WGA	17	0	1	76	20	51
2	BUD	12	3	3	41	20	39
3	SEU	12	0	6	42	27	36
4	BER	11	1	6	46	31	34
5	KDS	11	0	7	60	28	33
6	KAN	10	0	8	39	37	30
7	AVO	7	1	10	28	31	22
8	TER	2	3	12	31	53	9
9	WMG	1	4	13	13	59	7
10	OUR	0	2	16	17	87	2

Women's Premier League							
	Team	W	D	L	GF	GA	PTS
1	KDS	20	1	0	75	10	61
2	EGO	15	3	3	68	18	48
3	KIN	12	5	4	47	23	41
4	UMI	8	3	10	43	44	27
5	ENT	6	3	12	25	45	21
6	KAN	6	2	13	37	56	20
7	TER	6	1	14	26	51	19
8	SEU	2	0	19	9	83	6

U23's Championship							
	Team	W	D	L	GF	GA	PTS
1	KDS	3	2	0	12	5	11
2	KAN	3	1	1	8	4	10
3	SEU	2	1	2	5	9	7
4	TER	1	3	1	10	7	6
5	WGA	1	2	2	8	7	5
6	OUR	0	1	4	2	13	1

U23's Plate							
	Team	W	D	L	GF	GA	PTS
1	BER	5	0	1	18	12	15
2	AVO	4	2	0	19	4	14
3	UMI	4	1	1	18	7	13
4	BUD	3	1	2	18	13	10
5	WMG	1	1	4	4	12	4
6	GOS	0	2	3	6	19	2
7	KIN	0	1	5	5	21	1



CENTRAL COAST  
FOOTBALL

# TABLES

SEASON 2025

## Men's Premier League First Grade

	Team	W	D	L	GF	GA	PTS
1	BUD	17	0	1	70	13	51
2	SEU	15	2	1	65	24	47
3	BER	10	2	6	39	24	32
4	KAN	9	3	6	35	35	30
5	WGA	5	5	8	40	45	20
6	KDS	5	4	9	29	35	19
7	OUR	5	2	11	21	44	17
8	TER	5	1	12	26	44	16
9	WMG	4	2	12	24	47	14
10	AVO	3	3	12	15	53	12





CENTRAL COAST  
FOOTBALL

# PREMIERS

SEASON 2025

	LEAGUE CHAMPIONS	PREMIERS	RUNNER-UP
U12A	The Entrance	The Entrance	Umina
U12BN	Budgewoi	Budgewoi	Toukley
U12BS	Terrigal-1	Wyoming	The Entrance
U12C	CCGS	CCGS	Killarney
U12D	Kariong	Kariong	Umina
U13A	The Entrance	The Entrance	Umina
U13B	Umina	Umina	Terrigal
U13C	Kanwal	Kariong	Kanwal
U13D	Budgewoi	East Gosford	Budgewoi
U14A	Terrigal	Terrigal	Umina
U14B	Gosford	Gosford	Wyong
U14C	Budgewoi	Budgewoi	Gwandalan
U14D	Toukley	Berkeley Vale	Toukley
U15A	Kincumber	Kincumber	East Gosford
U15B	Berkeley Vale	Berkeley Vale	Kanwal
U15C	Budgewoi	Budgewoi	Kincumber
U15D	Kanwal	Berkeley Vale	Kanwal
U16A	The Entrance	Umina	East Gosford
U16B	Kincumber	Gosford	Kincumber
U16C	Terrigal-1	Avoca	Terrigal-1
W12A	Killarney-1	Kincumber	Killarney-1
W12BN	Kanwal-1	Kanwal-1	Wyong
W12BS	Ourimbah	Ourimbah	Umina
W14A	Kincumber-1	East Gosford	Terrigal
W14BN	Terrigal-2	Terrigal-2	Kincumber
W14BS	Terrigal-2	Wyoming	Terrigal-2



CENTRAL COAST  
FOOTBALL

# PREMIERS

SEASON 2025

	LEAGUE CHAMPIONS	PREMIERS	RUNNER-UP
W16A	East Gosford	Terrigal-1	East Gosford
W16B	Umina	Umina	Kariong
W18A	Kincumber-1	Killarney	Kincumber-1
M18A	Kincumber	Terrigal-1	Wyoming
M18B	Berkeley Vale	Berkeley Vale	Avoca
M18C	Kanwal	Kanwal	Toukley
M18D	Woy Woy	Woy Woy	East Gosford
MAA1	Killarney	Killarney	East Gosford
MAA2	Kincumber	Kincumber	East Gosford
MAA3	The Entrance	Kincumber	East Gosford
MAA4	Wyong	Wyong	Budgewoi
MAA5	Ourimbah	East Gosford	Gwandalan
MAA6	Budgewoi	Umina	Budgewoi
MAA7	Ourimbah-1	Doyalson	Ourimbah-1
MAA8	Budgewoi	Budgewoi	Gwandalan
MAA9	East Gosford-1	Budgewoi	East Gosford-1
MAA10	Budgewoi	Budgewoi	Berkeley Vale
WAA1	Killarney	Killarney	Berkeley Vale
WAA2	East Gosford	East Gosford	The Entrance
WAA3	Kariong	Gosford	Kariong
WAA4	Southern & Ettalong	Ourimbah	Southern & Ettalong
WAA5	Killarney	Killarney	Wyoming
WAA6	Kincumber	Toukley	Doyalson



CENTRAL COAST  
FOOTBALL

# PREMIERS

SEASON 2025

	LEAGUE CHAMPIONS	PREMIERS	RUNNER-UP
<b>M35A</b>	Southern & Ettalong	Berkeley Vale	Umina
<b>M35B</b>	Southern & Ettalong	Southern & Ettalong	Kincumber
<b>M35C</b>	Avoca	The Entrance	Budgewoi
<b>M35D</b>	Doyalson	Doyalson	Barnstoneworth
<b>M35E</b>	The Entrance	The Entrance	Killarney
<b>W35A</b>	Kariong-1	Kariong-1	Toukley
<b>W35B</b>	Ourimbah-1	Ourimbah-1	Avoca
<b>M45A</b>	Ourimbah	Ourimbah	Wyoming
<b>M45B</b>	Ourimbah	Terrigal	Ourimbah
<b>M45C</b>	Wyoming	Wyoming	Toukley
<b>M45 GOLDEN</b>	Killarney	Killarney	Doyalson
<b>Women's Division 1</b>	Avoca	Ourimbah	Avoca
<b>Men's Division 1 Reserve Grade</b>	Umina	Umina	Kincumber
<b>Men's Division 1 First Grade</b>	Umina		
<b>Promotion / Relegation Play-Off</b>		Wyoming	Gosford
<b>WPL</b>	Killarney	Killarney	East Gosford
<b>U23's Championship</b>	Killarney	Killarney	Kanwal
<b>MPL Reserve Grade</b>	Woongarra	Woongarra	Budgewoi
<b>MPL First Grade</b>	Budgewoi	Southern & Ettalong	Budgewoi



# PARTNERS

THANKS TO OUR AMAZING COPORATE PARTNERS FOR THEIR SUPPORT IN 2025



# Wyong Leagues Group





CENTRAL COAST FOOTBALL



DOYALSON - WYEE SOCCER CLUB



THE ENTRANCE BATEAU BAY FOOTBALL CLUB

